

Published 5/16/09

A Case Study of The Guam Public School System A Report to Our Citizens

Vision/Mission Statement

Our Educational Community,
Prepares all students for life,
Promotes Excellence, and
Provides Support



Guam Education Policy Board

The Guam Education Policy Board has adopted certain Objectives and Goals for GPSS to achieve in its operations.

- All Guam public school students will graduate from high school prepared to pursue post-secondary education on or off-island or to assume gainful employment within the public or private sector
- All students in Guam Public School System will successfully progress from grade to grade and from one level of schooling to another in order to maximize opportunities to successfully graduate from high school.
- All Guam Public School System’s personnel will meet high standards for qualifications and ongoing professional development and will be held accountable for all assigned responsibilities.
- All Guam Public School System’s school facilities will meet high standards for health and safety and provide optimal conditions for learning objectives.
- All Guam Public School System’s operations activities will maximize the critical use of limited resources and meet high standards of accountability.

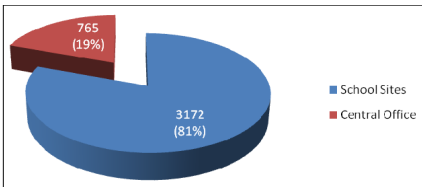
What is covered:

- > Basic District Information
- > School-wide Statistics
- > Performance Measures
- > Student performance evaluations
- > Prevailing Issues
- > Impact of the Military Buildup
- > Impact of High-Risk Status

Prepares all students for life,
Promotes excellence, and
Provides support...

Employee Distributions

- These figures represent the employees of GPSS that has the responsibility to ensure that the children of the island of Guam has an adequate education.
- We can also see the total teachers allocated to the central office as well as the extent of certification by the teachers
- Item under employee distribution by position marked as Unknown represents employees whose code is not available due to exiting the department during the year.
- Notable figures include: 19% of staff are located at the central office. There is a position called Central School support that has 444 individuals listed.



SY 06-07 Employee Distribution by Position

Position	# of Employees	% of Population
Principals and Assistants	47	1%
Central Administrators	13	0%
Teachers ¹	2499	63%
Professional/Ancillary	55	1%
Health Counselors ²	41	1%
Central School Support	444	11%
Cafeteria	87	2%
Custodian/Maintenance	169	4%
School Aides	563	14%
Unknown	19	0%
Total GPSS Employees	3,937	100%

SY 06-07 Classroom Teacher Certification

Type of Certification	Elementary	Secondary	Total
Professional I	384	407	791
Professional II	401	407	808
Emergency	39	56	95
Provisional	70	12	82
Standard	27	19	46
Total	921	901	1,822

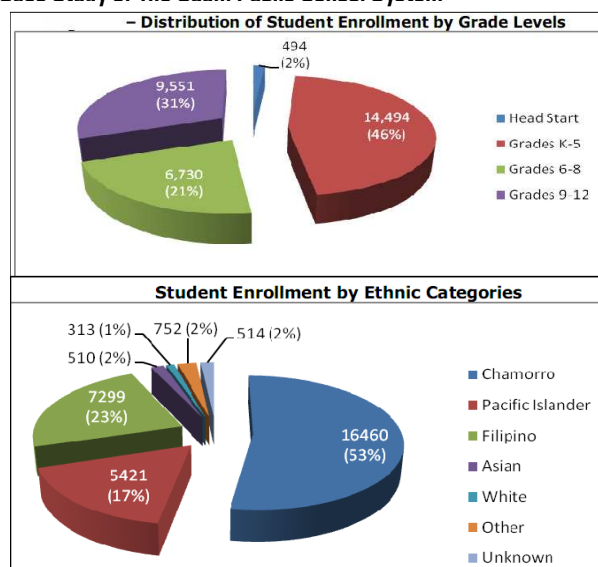
Student Population Statistics

During the 2007 school year, GPSS students from Elementary through High school totaled 30,573 students. A breakdown of the demographics can be seen to the right. The diversity of the different ethnic groups shows proof Guam as a melting pot of different cultures from different parts of the world. This diversity, however, has also been a cause for friction between the different group and the source of many school conflicts. Educators and administrators must strike a common ground and must continue to encourage cooperation in order to ensure the safety and progress.

The following is a notable number of students per high school which can be used to compare the percentage of graduates to the total population

- George Washington 2,652
- John F. Kennedy 2,616
- Simon Sanchez 2,648
- Southern High 1,570

A Case Study of The Guam Public School System



Graduation Rates/Dropout rates

GPSS High School Graduation Rate Distribution by School and Total District

High School	2003-2004 Number of Graduates	2004-2005 Number of Graduates	2005-2006 Number of Graduates	2006-2007 Number of Graduates
George Washington	452	384	384	450
John F. Kennedy	351	289	255	359
Simon Sanchez	361	337	385	414
Southern High	292	307	284	292
Total GPSS	1,456	1,317	1,308	1,515

Graduation rates has fluctuated from the 4 years, though FY 2006-2007 records an all time high of graduating seniors. This positive trend shows that GPSS is able to consistently help their students succeed and graduate from high school.

Guam Public School System Comparative High School Dropout Rate

High School	SY 03-04 Dropout Number	SY 03-04 Dropout Rate	SY 04-05 Dropout Number	SY 04-05 Dropout Rate	SY 05-06 Dropout Number	SY 05-06 Dropout Rate	SY 06-07 Dropout Number	SY 06-07 Dropout Rate
George Washington	250	7.7%	208	8.0%	180	5.3%	174	5.5%
John F. Kennedy	214	6.4%	248	9.5%	241	7.1%	282	11.3%
Simon Sanchez	121	4.4%	116	5.1%	64	2.8%	184	5.9%
Southern High	240	10.9%	153	9.3%	284	9.5%	111	7.8%
Total GPSS	825	7.1%	725	7.9%	769	6.4%	751	7.4%

Dropout rates has seen a fluctuated through the 4 years. Dropout number has seen a decrease compared to SY03-04 and SY05-06. This information plus the higher graduation rates show a positive trend in GPSS performance.

Performance Measures

SATIQ Percentile Scores: Grade by Content Areas

Content Area	Gr. 1	Gr. 2	Gr. 3	Gr. 4	Gr. 5	Gr. 6	Gr. 7	Gr. 8	Gr. 9	Gr. 10	Gr. 11	Gr. 12
Reading	42	30	21	29	26	21	28	29	26	24	33	36
Math	34	22	17	28	22	20	28	27	35	29	32	33
Language	26	17	25	26	34	38	35	32	25	27	30	32
Spelling	54	44	45	44	45	45	47	52	46	35	43	46
Environment /Science	24	19	29	35	36	39	36	35	35	30	41	43
Social Science	Not tested	19	36	31	33	33	37	36	30	40	41	
Listening	24	17	20	28	27	17	24	26				
Complete Battery	38	27	24	32	30	29	33	34	33	29	36	39

The number that corresponds to the Grade and Content Area is the percentile score. Percentile represents the percentage of students likely to score below a certain point in the scoring distribution. A score of 50% means that the students scored higher than 50% of the other students in the whole USA. Notable achievements include: 42% reading percentile for Gr. 1. 43% Environment/Science percentile for Gr. 12.

SY 06-07 Distribution of School Performance Classification by Grade Levels

Grade Level	Unacceptable	Low	Satisfactory	Strong	Exceptional	Row Total
Elementary	0	3 (12%)	22 (88%)	0	0	25 (100%)
Middle	0	0	7 (100%)	0	0	7 (100%)
High	0	2 (50%)	2 (50%)	0	0	4 (100%)
All Schools	0	5 (14%)	31 (86%)	0	0	36 (100%)

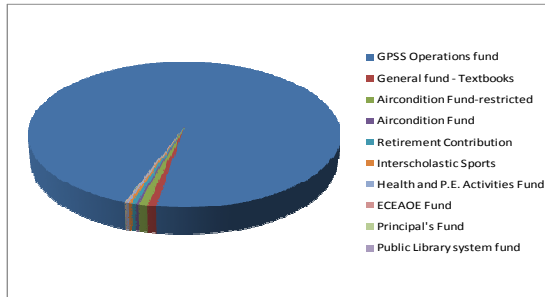
The table above represents the grades that the school received in their effort to achieve the stated goals set by GEPB. As noted, there were 5 schools that received a "low" score, with none above satisfactory. The score is derived from factors such as graduation rate, SATIQ performance, employee attendance rate, and student attendance and discipline rate.

This measure was enacted through P.L. 26-26 and was adopted by the Guam Education Policy Board. Criteria for grading came from P.L. 26-26 and P.L. 28-45. Individual school reports cards are available at the GPSS website.

Breakdown of Appropriations for the Fiscal Year 2006–2007

SY07 Total Local Appropriations

	Total Appropriations	% of Total
GPSS Operations fund	172,053,445	96.98%
General fund - Textbooks	1,500,000	0.85%
Aircondition Fund-restricted	1,503,510	0.85%
Aircondition Fund	450,421	0.25%
Retirement Contribution	784,000	0.44%
Interscholastic Sports	509,246	0.29%
Health and P.E. Activities Fund	324,416	0.18%
ECEAOE Fund	140,000	0.08%
Principal's Fund	110,000	0.06%
Public Library system fund	38,402	0.02%
Total	177,413,440	100.00%



The preceding graph and table presents the total appropriations that GPSS received from the Government of Guam. The GPSS operations fund represents a lump sum appropriation that requires GPSS to determine, internally, the allocation of the total of the fund.

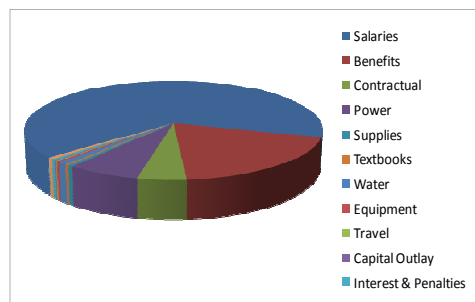
Notable figures include:

- A discussion with Ike Santos, Federal Programs Administrator of GPSS, revealed that the textbooks appropriations, which were normally 3,500,000, was cut down to 1.5 million due a misunderstanding by GPSS official about the need of such funds.
- The air condition fund totals up to 1.5 million dollars which was appropriated to help fix the air conditioning problems throughout GPSS.

Breakdown of Expenditures for the Fiscal Year 2006–2007

The amounts represented in this figure are the actual expenditures, or money spent by GPSS during the fiscal year 2006-2007 including special appropriations. Key highlights include

- \$308,621 expenditures for capital outlay
This category includes any expenditure for items above a threshold of \$5,000
- Salaries and Benefits make up 85% of GPSS total expenditures.
- Power expenses, that measure the total electrical consumption of GPSS is the largest expenditure apart from payroll expense.
- Water includes all expenditures relating to water consumption

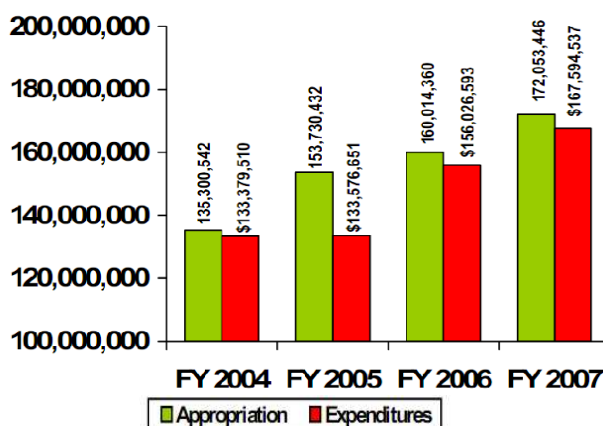


- Total expenditures for books only totaled over half a million dollars which is a fraction of the total 1,500,000 appropriated for the expenditure.

SY07 Total Expenditures

	Total Expenditures	% of total
Salaries	115,729,766	65.57%
Benefits	34,074,996	19.31%
Contractual	8,176,351	4.63%
Power	12,356,367	7.00%
Supplies	943,128	0.53%
Textbooks	583,466	0.33%
Water	1,586,301	0.90%
Equipment	670,075	0.38%
Travel	261,312	0.15%
Capital Outlay	308,621	0.17%
Interest & Penalties	823,123	0.47%
Phone	794,218	0.45%
Stipends and other	177,961	0.10%
Overtime	4,501	0.00%
Total	176,490,186	100.00%

Further Breakdown of Financials

GPSS Comparative Appropriations & Expenditures
Based on Local Funds

- The graph to the left represents both the amounts appropriated (authorized) by the legislature for GPSS to use and the actual expenditure that GPSS has. Although there has been a gradual increase in appropriations, GPSS has also been expending less than what the legislature appropriates.
- The graph below represents the cost per pupil for GPSS. The calculation is based on total local expenditures divided by the average daily membership of students.
- Calculation of Expenditures excludes special appropriations.

Per Pupil Cost Based on Expenditure of Local Funds

	FY 2003	FY 2004	FY 2005	FY 2006	FY 2007
Expenditures	\$ 135,933,575	\$ 133,379,509	\$ 133,576,651	\$ 156,026,593	\$ 167,594,537
Average Daily Membership	31,107	30,175	30,327	30,461	31,724
Per Pupil	\$ 4,370	\$ 4,420	\$ 4,405	\$ 5,122	\$ 5,283

Current Issues that will affect GPSS

What should we expect?

Budget Cuts

Government of Guam has always had fiscal related issues but the recent fines and fees levied due to the closing of the Dump has been source of expenditures that has radical repercussions on all of the line agencies, specially GPSS since the agency makes up the bulk of the total appropriations.

The financial crisis that has even gone to the point in which budget cuts were even contemplated. Although the budget cuts were averted by issuing bonds to help pay for the fees related to the closure of the dump, this doesn't mean that future crisis will not once again put this agency, so heavily dependent on the legislature's appropriations, back on the chopping block.

High Risk

GPSS is labeled by the US DOE as high risk for one significant reason, the lack of Internal controls that will safeguard the Federal monies granted. Without the assurance that the monies granted to a specific program is spent for its designated purpose, the Federal government will not release these monies.

GPSS has even gone as far as to almost lose the monies granted for the food and nutrition program that has been completely funded by the Federal Government. However, a Consolidated Corrective Action Plan have been created in conjunction with the Federal Programs Division to help GPSS improve its internal controls and have its High Risk status lifted.

Prepares all students for life,
Promotes excellence, and
Provides support...

Guam Public School
System

P.O. Box DE

Phone: 671- 475-0462

Fax: 671-472-5003

Reference

- Civilian/Military Task Force (CMTF) Education Subcommittee. (2009, February 2). *February 4, 2009 Education Subcommittee Report*. Retrieved April 3, 2009, from Guambuildup.com: <http://guambuildup.com/content/view/173/131/>
- Guam Public School System. (2007). *Annual State of Public Education Report SY 2006-2007*. Hagatna: Guam Public School System.
- Guam Public School System. *Financial Statements, Additional Information and Independent Auditor's Report*. Hagatna: Guam Public School System.
- Santos, I. (2009, April 2). Federal Programs Administrator. (R. G. Paglingayen, & A. Delos Reyes, Interviewers)

Military Buildup

In 2006, Guam was chosen as the location for the military buildup. The buildup would consist of relocating 10,000 marines and their families to Guam, improving the Guam Naval Base to serve as the forward operations and logistics hub, and developing Andersen Air Force Base to serve as the new forward-based requirements.

According to the studies being conducted by the Education subcommittee of the Guam buildup, GPSS is approximated to increase its student population by 4,958 due the buildup. This does not help the fact that GPSS is currently experiencing overcrowding issues especially in the northern schools.

GPSS has already taken steps to alleviate the current population problem by he building 3 new schools, Okkodo High School, Astumbo Middle School, and Ligan Elementary School.

However, the committee has also estimated that to accommodate the influx of students, an approximate 6 new schools need to be built.

Although the prospect of more business seem well, GPSS will still need to accommodate the students until proper appropriations are made.

Information Sources

Did you know that you can get more information about GPSS from:

GPSS main homepage—<http://www.bit.guam.gov/Home/tabid/3249/Default.aspx>

Annual State of Public Education Report— GPSS homepage

Audited Financial Statements—www.guamopa.com

Critical financial information— GPSS homepage